



# BEAD TALK

December 8, 2010

ELLCOTT CITY, MD

VOLUME 1 ISSUE 12

## IN THIS ISSUE:

December Challenge  
Holiday Season  
Challenges  
Discussion  
Show & Tell  
Answers  
Next Meeting  
Classes Around Town  
Events Around Town

*The December Special Challenge was a big hit!*

*Once again, we had our largest group ever, going clockwise starting with the red & white stripes:*

*Reghina Allen (red/white)  
Debby Weaver  
Jen Haughton  
Alice St. Germain-Gray  
Sandy Parlett  
Ellen Howse  
Inara Knight  
Sally Stevens  
Sally Stevens (Shannon, you better watch out!)  
Jinx Garza*



## NEXT MEETING:

Date: Wed., January 26, 2010

Time: **10am-3pm-ish**

Location:

**Ellen Howse's Home  
Millersville, Maryland**

We hope you will be able to come to a meeting. If you are planning on coming, please call or email **Ellen Howse** to let her know. Thanks!

**January 15 & 16, 2011 is the Baltimore Bead Society Show.** Many of the Flame Whisperers will be there! We hope you will too! Stop by and say "hi"!

## HOLIDAY SEASON

A special thanks to Sandy Parlett, who has allowed us to invade her lovely home monthly - *mille grazie!* We've had so much fun!



Sandy's home was all decked out for the holidays!



Zoe was very much in the holiday spirit and even dressed up for our visit! She always looks forward to our monthly meetings too!



...and did we mention the delicious feast!

Oh my... many homemade goodies!

!





## DECEMBER SPECIAL CHALLENGE

### DECEMBER SPECIAL CHALLENGE


Everyone participated in December's special challenge - a combination gift exchange (socks & a bead, or 2 or more...). Below are the special creations. Can you guess who made what?



Can you tell how much fun we had?



If I'm not mistaken, Debby is warning people to keep their hands off her new beautiful socks and matching lovely bead!



---

## DISCUSSION

### DOUBLE HELIX

Sandy asked people to bring in their beads made from Double Helix. Jinx brought in a number of her beads and shared some of her thoughts on bringing out the best with some of the DH colors. We also discussed the best approach when testing new colors.

Here is what Jinx offered:

1. Pick ONE color and explore the heck out of it. (Jinx recommends starting with Triton). Strike it, reduce it, encase it, pull it into stringers, see how it works with black, with white, with ivory and with clear. Take notes and tag your results as soon as they come out of the kiln.
2. Mark your rods! Sometimes a batch of Triton will look like Nyx, Terranova 2.1 can look like Ekho, etc. Jinx squishes and reduces the ends of her DH glass as a sort of visual code to tell the rods apart.



Jinx was also asked how to share tips on how she makes such wonderfully shaped hearts beads. Years ago she produced an online tutorial. Here it is:

<http://home.comcast.net/~bgould152548/pix/Spotlight.htm>

---

## SHOW & TELL

### Debby Weaver



Getting dressed this morning and deciding which holiday handmade beads to wear, Debby thought it a good idea to bring in her goodies she's made and collected over the years.



Check out Debby's website at [www.debbyweaver.com](http://www.debbyweaver.com)

The earring set was made by Kate Fowle Melaney.

The peppermint candy beads were made by Nolly Gelsing.

The holly bead was made by Lisa Welsh.

### Ellen Howse



Lovely iris beads from Ellen.



Ellen brought some necklaces she made using her lampworked beads.

Check out Ellen's beads for sale on Etsy at:

[http://www.etsy.com/search\\_results.php?search\\_query=ewhowse&search\\_type=handmade](http://www.etsy.com/search_results.php?search_query=ewhowse&search_type=handmade)


---

## Reghina Allen


She brought some silver flat ring shanks to make into rings.

Source:

<https://atlanticgems.com/>



Regina worked on more beads from her coffee series. She also brought in some beautiful Double Helix beads.



Be sure to see what she is up to on her website:

<http://www.birchtreejewelry.com>

---

## Sandy Parlett

The bead Jinx had made for the sock exchange refused to leave its mandrel. Jinx had inadvertently used a mandrel with a flattened end, thwarting her usual method of sliding beads off with a riveter. Fellow Flame Whisperers were nodding in sympathy, when all of a sudden, like a dramatic scene out of Mad Max, Sandy arose from her basement armed with giant bolt cutters, a riveter and an O-ring! She snipped off the flat end, the riveter and O-ring did their jobs, and the bead was saved. All Hail Sandy, Queen of Tools!



Riveter source:  
Harbor Freight

[http://  
www.harborfreight.com/  
catalogsearch/result?  
category=&q=riveter](http://www.harborfreight.com/catalogsearch/result?category=&q=riveter)

---

## Jinx Garza

Jinx continues to work with a "smile". She brought a number of double helix beads as requested by Sandy to discuss the different nuances with each of the colors and how best to work with each.



To see more of Jinx's work, check out her website at: <http://www.jinxgarza.com/>


## Sally Stevens



Sally brought in some Christmas trees her daughter, Shannon made.



She also showed us some of her latest PMC creations.



Thank you to Sally Stevens, who gave us each one of these wonderful Green Goddess, lead free pewter spoons - they'll be great for frit!



She will be teaching 2 mini-classes at the Baltimore Bead Show which takes place January 15 & 16, 2011.

- \* Rings & Rivets
- \* Earring Frenzy

See more of Sally & Shannon's work at: <http://www.sunroomstudiosonline.com/>

## Jen Haughton



Jen has been working on a new design inspired by large, decorative woven Rattan balls. She calls this series, Chinese Button Knot. All beads were made with Special Production Bullseye Glass and are hollow.

## Alice St. Germain-Gray

Alice (& Jen) had fun creating silk scarves at a class through the Columbia Art Center - Silk Scarf Painting with Jackie Johnson. We brought our finished scarves to show to the Flame Whisperers. Below are pictures of Alice making her wonderful creations.



Below is a different technique called Shibori, a Japanese technique for dyeing cloth.



Alice's color combination was the hit of the night. Everyone wanted to have one!

First, Alice pins the silk scarf to a wooden frame, then she sketched some leaves from some photos she had taken earlier in the week. Then she painted guda, a resist, outlining her leaves. Once that was dry, she painted her leaves and background and added salt for an interesting textural look. Voila!

To see Alice's lampwork, check out her website:

<http://www.succulent-glass.com/>

## **CURRENT BEAD CHALLENGE:**

### **JANUARY**

Technique: Beads with complex cane, twisties & ribbon cane

Inspiration: St. Basil's Cathedral (Moscow, Russia)

### **FEBRUARY**

Technique: Gravity Swirl Beads

Inspiration: Paisleys

## **ANSWERS**

Here is the list of the giver & receiver of socks and beads in the pictures under **DECEMBER SPECIAL CHALLENGE**. How many did you get right?

<b><u>Artist/Giver</u></b>	<b><u>Receiver (also an artist!)</u></b>
1. Sandy Parlett	Sally Stevens (or Shannon??? hmm...)
2. Jen Haughton	Alice St. Germain-Gray
3. Sally Stevens	Ellen Howse
4. Inara Knight	Jinx Garza
5. Reghina Allen	Debby Weaver
6. Ellen Howse	Inara Knight
7. Shannon Stevens	Sandy Parlett
8. Alice St. Germain-Gray	Reghina Allen
9. Debby Weaver	Jen Haughton
10. Jinx Garza	Shannon Stevens (or Sally??? hmm...)

## **NEXT MEETING**

**Date: Wednesday, January 26, 2010**

**Place: Ellen Howse's home**

**Time: 10am until 3pm-ish**

**DIRECTIONS:** Please email Ellen at [ewhowse@yahoo.com](mailto:ewhowse@yahoo.com) to let you know you're coming and she will email her address and directions to her home.

**Please call or email Ellen to let her know if you are coming so she will have an idea of how many people to expect. Thanks!**

## CLASSES AROUND TOWN

### DECEMBER

**14-15 Custom Glass Buttons, The Crefeld Glass Studio, Philadelphia, PA**  
<http://www.crefeld.org/glassclasses.htm>

### JANUARY

**15-16 Mini Classes: Rings & Rivets & Earring Frenzy with Sally Stevens at BBS Show**  
<http://www.sunroomstudiosonline.com/>  
<http://www.baltimorebead.org/WinterBeadShow/mini-classes.html>

**15-16 Beginning Flameworked Beads, Lisa St. Martin, Workhouse Arts, Lorton, VA**  
<http://www.workhousearts.org/classes.php>

**23 Large Holed Mandrels with Patti Cahill at Columbia Arts Center, Columbia, MD**  
<http://www.sgbma.org/Classes.html>

**29 Explore Color in Your Beads, Lisa St. Martin, Workhouse Arts, Lorton, VA**  
<http://www.workhousearts.org/classes.php>

**30 Murrini Magic, Lisa St. Martin, Workhouse Arts, Lorton, VA**  
<http://www.workhousearts.org/classes.php>

### FEBRUARY

**5-6 Introduction to Glass Beadmaking, Judith Conway, The Art League at the Torpedo Factory/Class held at Vitrum Studio, Beltsville, MD**  
[http://school.theartleague.org/course\\_desc.php?class\\_id=15728](http://school.theartleague.org/course_desc.php?class_id=15728)

**5 Improving Your Shapes for Beadmakers, Lisa St. Martin, Workhouse Arts, Lorton, VA**  
<http://www.workhousearts.org/classes.php>

**6 Casing Your Glass Beads, Lisa St. Martin, Workhouse Arts, Lorton, VA**  
<http://www.workhousearts.org/classes.php>

**14-15 Custom Glass Buttons, The Crefeld Glass Studio, Philadelphia, PA**  
<http://www.crefeld.org/glassclasses.htm>

**26 Dichroic Beads, Lisa St. Martin, Workhouse Arts, Lorton, VA**  
<http://www.workhousearts.org/classes.php>

**27 Using Metal in Your Glass Beads, Lisa St. Martin, Workhouse Arts, Lorton, VA**  
<http://www.workhousearts.org/classes.php>

---

## EVENTS AROUND TOWN

### DECEMBER

**11-12 Innovative Beads & Fiber Arts Expo, Doylestown, PA**

[http://www.innovativebeadsexpo.com/show\\_details.php?id=162&link=attend](http://www.innovativebeadsexpo.com/show_details.php?id=162&link=attend)

**11-12 Intergalactic Bead & Jewelry Show, Richmond, VA**

[http://www.beadshows.com/show/load.action?](http://www.beadshows.com/show/load.action?city=Richmond&state=VA&start=12%2F11%2F2010&end=12%2F12%2F2010)

[city=Richmond&state=VA&start=12%2F11%2F2010&end=12%2F12%2F2010](http://www.beadshows.com/show/load.action?city=Richmond&state=VA&start=12%2F11%2F2010&end=12%2F12%2F2010)

### JANUARY

**15-16 Baltimore Bead Society Show, Cooksville, MD**

<http://www.baltimorebead.org/WinterBeadShow/>

### FEBRUARY

**17-21 Free Professional Development Seminars at the Buyers Market of American Craft, Philadelphia, PA**

<http://www.buyersmarketofamericancraft.com/current-show>

<http://www.buyersmarketofamericancraft.com>

**26-27 Intergalactic Bead & Jewelry Show, Pittsburgh, PA**

<http://beadshows.com/show/load.action?city=Pittsburgh&state=PA&start=2%2F26%2F2011&end=2%2F27%2F2011>

---

The Flame Whisperers wish  
everyone a happy, healthy and safe  
holiday season!



See you next year!

